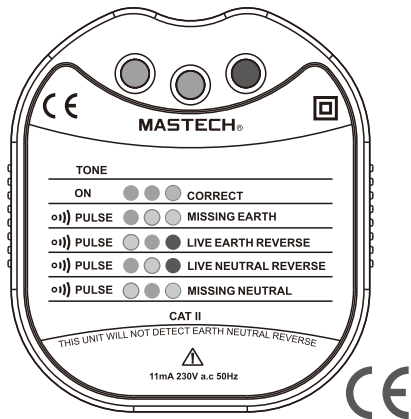


MASTECH® MS6860 SERIES

Socket Tester



MASTECH®

The professional Socket Tester

The easy way to find out if
your sockets are safe!

- Reliable and easy to use
- Modern, ergonomic design with unique soft finger grip
- Compact, durable-designed to Safety Standard EN61010
- Clear LEDs indicate a range of wiring conditions including: Correct
- Missing Earth
- Live/Earth Reverse
- Live/Neutral Reverse
- Missing Neutral

01

MASTECH®

Socket Tester MS6860 is designed to test 230V or 110V






Sockets in one easy step.

The test procedure is simple.

The Socket Tester MS6860 will light up GREEN, GREEN, OFF and the buzzer is continuously on for correct polarity.

Any other combination indicates a fault.

Please refer to the table opposite for a list of fault indications.

Specifications	MS6860A	MS6860B	MS6860C	MS6860D	MS6860E
Voltage Range	230V	110V	230V	230V	230V
Socket Tester					

02

MASTECH®

Important Notes & Warnings:

- The unit is only intended to be used for short periods, typically less than 2 minutes, and must not be left plugged in for extended periods.
- Vent slots should not be covered or obstructed.
- The unit is intended for use in the vertical orientation only.
- The unit must always be checked for any sign of damage prior to use. If there are visual signs of damage do not use. Return the unit to provider for analysis. Visual signs of damage include checking the case exterior, pins and label. If any are damaged DO NOT USE.

03

MASTECH®

- To verify the tester is working correctly, always first plug it into a known good socket prior to use.
- If the unit has suffered a mechanical shock such as a drop, have it checked out by provider first.
- The product has no user serviceable parts.
- The product is designed to comply with EN 61010 and is rated to IP30.
- The product will not detect reverse earth neutral.
- The Socket Tester is intended as a first level fault indication tool and only checks for correct polarity.

Fault Combinations Chart

04

MASTECH®

Plug Pins			Status	Display Result			Buzzer
N	E	L		LED1	LED2	LED3	
N	E	L	Correct	GREEN	GREEN	OFF	ON
E	N	L	E/N Swap	GREEN	GREEN	OFF	ON
X	E	L	Missing N	OFF	GREEN	OFF	PULSE
X	L	E	Missing N	OFF	GREEN	OFF	PULSE
X	N	L	Missing N	OFF	GREEN	OFF	PULSE
X	L	N	Missing N	OFF	GREEN	OFF	PULSE
N	X	L	Missing Earth	GREEN	OFF	OFF	PULSE
L	X	N	Missing Earth	GREEN	OFF	OFF	PULSE
E	X	L	Missing Earth	GREEN	OFF	OFF	PULSE
L	X	E	Missing Earth	GREEN	OFF	OFF	PULSE
E	L	X	L Fault	GREEN	GREEN	RED	PULSE
L	E	X	L Fault	GREEN	GREEN	RED	PULSE
N	L	X	L Fault	GREEN	GREEN	RED	PULSE
L	N	X	L Fault	GREEN	GREEN	RED	PULSE
N	L	E	LE reverse	OFF	GREEN	RED	PULSE
E	L	N	LE reverse	OFF	GREEN	RED	PULSE
L	E	N	LE reverse	GREEN	OFF	RED	PULSE
L	N	E	LE reverse	GREEN	OFF	RED	PULSE

X=No Connection

05

00-05-2732